



























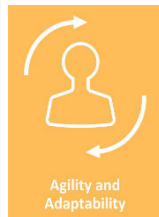








	Year 1	Year 2	Year 3	Year 4	Year 5	Year 6	
	Event Explorers: Space Explorers Hook: 	Event Explorers: Titanic Hook: 	Event Explorers: Ancient Greece Hook: 	Event Explorers: Ancient Egypt Hook: 	Event Explorers: Shang Dynasty Hook: 	Event Explorers: Ancient Mayans Hook: 	
	Week 1 4 th Sept Art – Portraits Drawing & Line, Colour and Painting I am learning to start to show how people feel in my drawings I am learning to name and use the primary colours, and can begin to explore mixing them	Art – Portraits Drawing & Line, Colour and Painting I am learning to focus on a particular part of the face to show emotion I am learning to mix primary colours to create all the secondary colours I am learning to create tints and shades I am learning to control the types of marks made	Art – Portraits Drawing & Line, Colour and Painting I am learning to show facial expressions in drawings I am learning to draw the outline of a figure I am learning to begin to demonstrate an awareness of space when drawing I am learning to experiment with different effects and textures e.g. colour blocking I am learning to explore complimentary colours	Art – Portraits Drawing & Line, Colour and Painting I am learning to show facial expressions and body language in my drawings I am learning to take into account scale and proportion in my drawings I am learning to use light and dark in a painting, showing an understanding of complimentary and contrasting colours	Art – Portraits Drawing & Line, Colour and Painting I am learning to use line, marks and shading to create facial expressions and body language I am learning to use shading to create mood and feeling I am learning to demonstrate an awareness of composition, scale and proportion in my drawings I am learning to experiment with using colour to create mood	Art – Portraits Drawing & Line, Colour and Painting I am learning to organise line, tone, shape and colour to represent figures and forms in movement I am learning to consider composition, scale and proportion in my drawings I am learning to mix and alter colours, shades, tints and tones confidently I am learning to create my own colour palettes, which reflect the painting focus, mood, atmosphere and style	
	Week 2 11 th Sept History Chronological Understanding I am learning to use words and phrases relating to time. I am learning to create a simple timeline. I am learning to sequence significant events in my life since I was born.	History Chronological Understanding I am learning to use words and phrases like: before, after, past, present, now and then. I am learning to create a simple timeline. I am learning to sequence photographs from different periods.	History Chronological Understanding I am learning to develop a chronologically secure knowledge and understanding of an ancient civilisation. I am learning to use a timeline within a specific period of history to set out the order that things might have happened. I am learning how to use my mathematical knowledge to work out how long ago events happened. I am learning to describe events from the past using dates from when things happened.	History Chronological Understanding I am learning to develop a further chronologically secure knowledge and understanding of an ancient civilisation. I am learning to plot events on a timeline using centuries. I am learning to use my mathematical skills to round up time differences into centuries and decades.	History Chronological Understanding I am learning to draw a simple timeline with different historical periods showing key events or lives of significant people.	History Chronological Understanding I am learning to place features of historical events and people from past societies and periods in a chronological framework. I am learning to summaries the main events from a period of history explaining the order of events and what happened.	
	Week 3- 18th Sept History Chronological Understanding I am learning to create a simple timeline I am learning to use words and phrases relating to time.	History Chronological Understanding Historical Enquiry I am learning to identify differences between ways of life at different times. I am learning to answer historically valid questions using the books and internet.	History Chronological Understanding Historical Interpretation I am learning to describe events from the past using dates from when things happened. I am learning to say what is fact and fiction throughout time. I am learning to recognise that people's beliefs over time have changed.	History Historical Enquiry I am learning to explain how historic items and artefacts can be used to help build up a picture of the past. I am learning to use different resources to deepen my knowledge of an ancient civilisation. I am learning to find out what an ancient civilisation grew.	History Chronological Understanding I am learning to compare 2 or more historical periods explaining things that stayed the same and changed.	History Chronological Interpretation I am learning to identify and explain differences and similarities and changes between different periods of history.	
	Week 4 25th Sept History Chronological Understanding I am learning to create a simple timeline. I am learning to recognise the difference between past and present in my own and others; lives. I am learning to explain how significant people have helped us to lead better lives.	History Historical Interpretation I am learning to recognise why people did things, why events happened and what happened as a result. I am learning to write a simple story about the past.	History Historical Enquiry I am learning to use research skills to find answers to specific historical questions. I am learning to use a range of information to further my knowledge of an ancient civilisation. I am learning to research in order to find similarities and differences between 2 or more periods of time.	History Historical Interpretation I am learning to explain how the lives of wealthy people were different to the lives of poorer people. I am learning to compare and contrast the ways of life of people from different historical periods. I am learning to combine information about a past event.	History Historical Enquiry I am learning to research a past event using a wide range of sources. I am learning to combine and present information about a past event.	History Historical Interpretation I am learning to describe the features of historical events and way of life from periods I have studied.	
	CSI 2 – Geography Focus						
	Week 5 2nd Oct	Super Scientist Working Scientifically	Super Scientist Working Scientifically	Super Scientist Working Scientifically	Super Scientist Working Scientifically	Super Scientist Working Scientifically	Super Scientist Working Scientifically
Week 6 9th Oct	Science Biology Animals and plants, including humans. I am learning to sort living and never lived things.	Science Chemistry Materials I am learning to explore how shapes can be changed by squashing bending, twisting and stretching. I am learning to identify and name a range of materials, including wood, metal, plastic, glass, brick, rock, paper, and cardboard. I am learning to distinguish between an object and the material it is made from. I am learning to suggest why a material might or might not be used for a specific job.	Science Physics Forces and Magnets I am learning to explore and explain how objects attract and repel in relation to objects and other magnets. I am learning to predict whether objects will be magnetic and carry out and enquiry to test this out. I am learning to describe how magnets work. I am learning to predict whether magnets will attract or repel and give a reason	Science Biology Animals and plants, including humans. I am learning to identify and describe the different types of teeth in humans. I am learning to describe the functions of different human teeth. I am learning to identify and name the parts of the human digestive system. I am learning to describe the functions of the organs in the human digestive system	Science Physics Forces I am learning to explain what gravity is and the impact it has on our lives.	Science Physics Light I am learning to explain why shadows have the same shape as the object that casts them. I am learning to explain that light is reflected from a surface. I am learning to explain and demonstrate how we see objects. I am learning to explain how simple optical instruments work, e.g. periscope, telescope, binoculars, mirror, magnifying glass etc.	
Week 7 16th Oct	DT Food technology I am learning to prepare simple dishes without the use of a heat source, safely and hygienically. I am learning to begin to use the cooking techniques: cutting, peeling, and grating safely and hygienically	DT Food technology I am learning to prepare simple dishes without the use of a heat source, safely and hygienically. I am learning to use the cooking techniques: cutting, peeling, grating, chopping, and slicing	DT Food technology I am learning to prepare a savoury dish. I am learning to use an increasing range of cooking techniques such as: peeling, chopping, slicing, grating, mixing, spreading, kneading, and baking. I am learning to begin to follow recipes more independently	DT Food technology I am learning to use a range of cooking techniques such as: cutting, peeling, chopping, slicing, grating, mixing, spreading, kneading, and baking. I am learning to describe how food ingredients come together. I am learning to prepare savoury dishes. I am learning to follow a recipe independently.	DT Food technology I am learning to create a simple recipe that meets the design criteria. I am learning to follow a recipe, measuring ingredients accurately, and can begin to calculate ratio of ingredients to scale up or down from a recipe. I am learning to begin to adapt recipes to change the appearance, taste, texture, and aroma of food.	DT Food technology I am learning to adapt and refine recipes by adding or substituting one or more ingredient to change the appearance, taste, texture, and aroma. I am learning to independently follow a recipe, measure ingredients accurately and can calculate, and adapt, the ratios of ingredients to scale up and down from a recipe.	

	Year 1	Year 2	Year 3	Year 4	Year 5	Year 6
	Hogarth at Night Hook: Animal 	Hogarth at Night Hook: Animal Encounters 	Hogarth at Night Hook: Shadow puppets 	Hogarth at Night Hook: 	Hogarth at Night Hook: Space Centre 	Hogarth at Night Hook: Power station 
	Week 1-6th Nov Geography Location and Place Knowledge I am learning to use my address to show where I live.	Geography Location & Place Knowledge I am learning where China is on a map. I am learning to sort features into human and physical features.	Geography Location & Place Knowledge I am learning to locate Europe and the countries and capital cities within it, using a map. I am learning to use the index in an atlas to find specific information. I am learning key physical and human characteristics of Greece.	Geography Location & Place Knowledge I am learning to use world maps, atlases, globes and digital/computer mapping to locate information about a given place. I am learning key physical and human characteristics of Mexico.	Geography Locational & Place Knowledge I am learning to use a variety of maps (differing scales) to locate specific regions around the world. I am learning about vegetation belts. I am learning about biomes.	Geography Location & Place knowledge I am learning to use a variety of maps (differing scales) to locate specific regions around the world. I am learning to calculate time around the world using time zones. I am learning how deserts are formed.
	Week 2-13th Nov Geography Location and Place Knowledge I am learning to identify human and physical features.	Geography Location & Place Knowledge I am learning about geographical similarities between the UK and China.	Geography Location & Place Knowledge. Human and physical geography I am learning about geographical similarities between the UK and Greece.	Geography Location & Place Knowledge Human & Physical I am learning to use maps to locate information about a given place.	Geography Location & Place knowledge I am learning about the significance of the Tropic of Cancer and Capricorn.	Geography Location & Place knowledge I am learning to use maps, aerial photographs, plans and e-resources to describe what a locality might be like.
	Week 3-20th Nov Geography Location and Place Knowledge I am learning which human and physical features are found within Nottingham.	Geography Location & Place Knowledge I am learning to compare the UK and China using geographical similarities.	Geography Location & Place Knowledge. I am learning to compare the UK and Greece using geographical similarities.	Geography Location & Place Knowledge Human & Physical I am learning to compare two different places using geographical similarities and differences.	Geography Location & Place knowledge I am learning about the natural resources of the Amazon Rainforest.	Geography Location & Place knowledge I am learning to identify a range of physical and human processes
	Week 4 – 27th Nov Art – Life drawing (animal and people) Printing I am learning to explore printing simple pictures using a range of hard and soft materials I am learning to create simple compositions by arranging prints I am learning to explore creating patterns with prints	Art – Life drawing (animal and people) Collage I am learning to use cut, torn, printed and natural materials to create a collage I am learning to combine and mix materials to create texture in a collage	Art – Life drawing (animal and people) Sculpture I am learning to mark, cut and combine shapes to create recognisable forms I am learning to use combinations of materials to form sculptures and add detail	Art – Life drawing (animal and people) Drawing & Line, Colour & Painting I am learning to show facial expressions and body language in my drawings I am learning to take into account scale and proportions I am learning to alter colours, tones, tints and shades I am learning to use light and dark in a painting, showing an understanding of complimentary and contrasting colours I am learning to experiment with different techniques to create effects and to explore the styles of different artists	Art – Life drawing (animal and people) Drawing & Line, Colour & Painting I am learning to demonstrate an awareness of composition, scale and proportion I am learning to experiment with using colour to create mood I am learning to select and use a range of appropriate techniques to create desired effects I am learning to begin to develop my own style	Art – (animal and people) Sculpture I am learning to create freestanding sculptures I am learning to use a variety of techniques to create detail, shape and perspective in my sculptures I am learning to select the most appropriate finishing technique
	Week 5 – 4th Dec Science Biology: Living things and their habitats. I am learning to name a variety of animals. I am learning to sort animals into categories and say why. I am learning to sort animals into categories based on what they eat	Science Biology: Living things and their habitats. I am learning to name some different sources of food for animals. I am learning to describe how animals find their food. I am learning to classify and name animals by what they eat (carnivore, herbivore and omnivore). I am learning to explain a simple food chain	Science Physics: Light I am learning to explain how light travels. I am learning to explain that light is needed to see. I am learning to describe what dark is (the absence of light). I am learning to explain the danger of direct sunlight and describe how to keep protected I am learning to explain and demonstrate how a shadow is formed using my knowledge of how light travels.	Science Physics: Electricity I am learning to: construct a series circuit, to predict and test whether a lamp will light within a circuit, to make a prediction with a reason using, to draw conclusions and suggest improvements, to describe the difference between a conductor and insulators; giving examples of each, continued unit plans. I am learning to identify and name appliances that require electricity to function. I am learning to identify and name the components in a series circuit (including cells, wires, bulbs, switches and buzzers). I am learning to draw a circuit diagram. I am learning to describe the function of a switch in a circuit.	Science Physics: Earth & Space and Forces I am learning to describe and explain the movement of the Earth and other planets relative to the sun. I am learning to describe and explain the movement of the moon relative to the Earth. I am learning to explain and demonstrate how night and day are created.	Science Biology: Evolution and inheritance. I am learning to explain how animals and plants are adapted to suit their environment. I am learning to explain evolution. I am learning to adaptation over time to evolution.
	Week 6 – 11th Dec Science Working scientifically I am learning to begin to ask simple scientific questions. I am learning to suggest what I have found out.	Science Biology: Living things and their habitats. I am learning to ask simple scientific questions. I am learning to carry out simple tests and consider what the outcome might be. I am learning to identify and classify things.	Science Physics: Light I am learning to ask relevant scientific questions. I am learning to create a hypothesis. I am learning to make careful and accurate observations. I am learning to gather, record, and classify data in different ways to answer scientific questions. I am learning to test a hypothesis. I am learning to explore shadow size and explain.	Science Working Scientifically I am learning to set up a simple enquiry to explore a scientific question. I am learning to make a prediction with a reason using scientific vocabulary. I am learning to use diagrams, keys, bar charts and tables; using scientific language.	Science Physics: Forces I am learning to identify and explain the effect of air resistance.	Science Physics: Electricity I am learning to compare and give reasons for why components work and do not work in a circuit. I am learning to report findings from enquiries in a range of ways. I am learning to explain how the number & voltage of cells in a circuit links to the brightness of a lamp or the volume of a buzzer. I am learning to draw circuit diagrams using correct symbols.
CSi² – Science focus						
Week 7 – 18th Dec (3 days) DT Textiles-Xmas tree dec I can decorate fabric using a range of items (buttons, sequins, beads, ribbons etc)	DT Textiles-Felt hauble I can cut and join fabric using a running stitch	DT Textiles- Xmas toy I can measure, cut and join fabric with some accuracy. I can make a 3D textiles product by assembling two identical fabric shapes using running stitch or blanket stitch.	DT Textiles- Santa's key holder I can create simple patterns, using them to measure, mark and cut fabric. I can join textiles using running stitch, backstitch, and fastenings.	DT Textiles- Xmas stockings I can create seam allowances, simple patterns and appropriate decoration techniques. I can use a combination of stitching techniques.	DT- Textiles – Santa's slipper I can confidently use appropriate methods and techniques to accurately measure, mark out, pink, sew, assemble and decorate fabrics to create a product. I can use the qualities of materials to create suitable visual and tactile effects	

	Year 1	Year 2	Year 3	Year 4	Year 5	Year 6
	People of the past: Christopher Columbus Hook: 	People of the past: Rosa Parks and Emily Davidson Hook: 	People of the past: Stone Age- Iron Age Hook: 	People of the past: Vikings Hook: 	People of the past: Roman Empire Hook: 	People of the past: The fall of the Roman Empire Hook: 
	Week 1- 8th Jan Art- Buildings Collage I am learning to cut, tear and scrunch materials to create a collage I am learning to sort and arrange materials to create simple pictures.	Art- Buildings Drawing & Line, Colour & Painting. I am learning to control the marks made using a range of tools I am learning to mix primary colours to create secondary colours I am learning to create tints and shades.	Art- Buildings Collage I am learning to explore using a range of materials, textures and colour for effect I am learning to add a collage to a painted background.	Art- Buildings Collage I am learning to combine materials using overlapping to create an image I am learning to use a variety of materials from a range of sources.	Art- Buildings Collage I am learning to use a range of collaging techniques such as overlapping, tessellation and montage I am learning to purposely select and use a variety of mixed media for effect.	Art- Buildings Drawing & Line I am learning to use a variety of marks, lines, patterns and tones to create texture and form I am learning to consider composition, scale and proportion in my drawings I am learning to show perspective in my drawings.
	Week 2- 15th Jan History Chronological Understanding Historical Enquiry I am learning to create a simple timeline. I am learning to spot old and new things in a picture. I am learning to ask and answer questions about new and old objects.	History Historical Enquiry Chronological Understanding I am learning to research the life of a famous person from the past using different sources of evidence. I am learning to create a timeline. I am learning to answer historically valid questions about the past using books and the internet.	History Chronological Understanding I am learning to use a timeline within a specific period of history to set out how long-ago events happened. I am learning to use an increasing range of chronological terms. I am learning to use my mathematical knowledge to work out how long-ago events happened.	History Chronological Understanding Historical Enquiry I am learning to plot events on a timeline using centuries. I am learning to use my mathematical skills to round up time differences into centuries and decades. I am learning to explain how historic items and artefacts can be used to help build a picture of life in the past. I am learning to research what it was like for children in a given period of history.	History Chronological Understanding Historical Enquiry Historical Interpretation I am learning to draw a timeline with different historical periods showing the key events or lives of significant individuals. I am learning to research a past event using a wide range of sources. I am learning to offer some reasons for different versions of events.	History Chronological Understanding Historical Enquiry I am learning to place features of historical events and people from past societies and periods in a chronological framework. I am learning to describe a key event from Britain's past using a range of evidence from different sources. I am learning to summarise the main events from a period of history, explaining the order of events and what happened.
	Week 3- 22nd Jan History Historical Enquiry Historical Interpretation I am learning to recognise the difference between past and present in my own and others' lives. I am learning to distinguish between fact and opinion.	History Historical Interpretation I am learning to write a simple story about the past I am learning to recognise why people did things, why events happened and what happened as a result.	History Historical Interpretation Historical Enquiry I am learning to apply my knowledge of a historical site. I am learning to research to find similarities and differences between 2 or more time periods. I am learning to use a range of evidence to explain changes through time.	History Historical Interpretation Historical Enquiry I am learning to explain how the lives of wealthy people were different from the lives of poorer people. I am learning to compare and contrast the ways of life from different historical periods. I am learning to research 2 versions of events and explain how they differ.	History Chronological Understanding Historical Enquiry Historical Interpretation I am learning to compare 2 or more historical periods explaining things, that stayed the same and changed. I am learning to test out a hypothesis to answer questions. I am learning to describe how an event from the past has influenced our lives today.	History Historical Interpretation I am learning to describe features of a historical event and way of life from periods I have studied, presenting to an audience.
	Week 4- 29th Jan History Chronological Understanding I am learning to create a simple timeline. I am learning to recount episodes from the past.	History Chronological Understanding I am learning to create a simple timeline. I am learning to explain what a famous Britain did earlier/later in life. I am learning to recount the life of someone famous from Britain who lived in the past.	History Chronological Understanding Historical Enquiry Historical Interpretation I am learning to identify some of the times that Britain has been invaded. I am learning to use a timeline within a specific period of history to set out the order that things may have happened. I am learning to use an increasing range of historical terms. I am learning to use research skills to find answers to specific historical questions. I am learning to identify reasons for and results of people's actions.	History Historical Interpretation I am learning to talk about and give reasons for the actions and events in the life of a well-known historical person. I am learning to combine information about a past event.	History Historical Interpretation I am learning to combine and present information about a past event.	History Historical Interpretation I am learning to summarise how Britain have learnt from other countries and civilisations (historically and more recently) I am learning how Britain has had a major influence on the world.
	Week 5- 5th Feb Science Chemistry: Materials I am learning to explain the materials that an object is made from. I am learning to name wood, plastic, glass, metal, water and rock.	Science Biology Plants & Animals including humans. I am learning to describe what plants need in order to grow and stay healthy (water, light & suitable temperature). I am learning to describe how seeds and bulbs grow into plants.	Science Biology: Plants and Animals, including humans. I am learning to explore and describe how water is transported within plants. I am learning to describe the plant life cycle, especially the importance of flowers.	Science Physics: Sound I am learning to describe how sound is made. I am learning to explain how sound travels from a source to our ears. I am learning to explain the place of vibration in hearing. I am learning to explore the correlation between pitch and the object producing the sound.	Science Physics: Forces I am learning to identify and explain the effect of water resistance. I am learning to explain how levers, pulleys and gears allow a smaller force to have a greater effect.	Science Biology: Evolution & Inheritance I am learning to explain how fossils can be used to find out about the past.
Week 6 Science Chemistry: Materials I am learning to distinguish between an object and the material it is made from. I am learning to explain the materials that an object is made from. I am learning to name wood, plastic, glass, metal, water and rock I am learning to describe the properties of every day materials.	Science Working scientifically I am learning to plan investigation into growing plants.	Science Working scientifically I am learning to plan investigation into growing plants.	Science Working scientifically I am learning to use observations and knowledge to answer scientific questions. I am learning to create a hypothesis Continued on unit plans.	Science Physics: Forces I am learning to identify and explain the effect of friction.	Science Working scientifically I can plan different types of scientific enquiry. I can control variables in an enquiry. I can measure accurate and precisely using a range of equipment. I can explain causal relationships in an enquiry. I can use the outcome of test results to make predictions and set further comparative fair tests. I can report findings from enquiries in a range of ways. I can explain a conclusion from an enquiry.	

	Year 1	Year 2	Year 3	Year 4	Year 5	Year 6
 Accessing & Analysing Information	What a wonderful world Hook: 	What a wonderful world Hook: 	What a wonderful world Hook: 	What a wonderful world Hook: 	What a wonderful world Hook: 	What a wonderful world Hook: 
	Week 1-19th Feb Science Physics: Seasonal changes I am learning to observe and describe the weather. I am learning to observe and describe weather associated with the seasons and how day length varies.	Science Biology: Plants and Animals inc Humans I am learning to describe what plants need in order to grow and stay healthy (water, light & suitable temperature). I am learning to describe how seeds and bulbs grow into plants.	Science Biology: Plants and Animals, including humans. I am learning to describe the plant life cycle, especially the importance of flowers.	Science Chemistry: States of matter I am learning to group materials based on their state of matter (solid, liquid, gas). I am learning to describe how some materials can change state. & Working Scientifically	Science Biology: Habitats, Plants & Animals including humans. I am learning to describe the life cycle of different living things, e.g. mammal, amphibian, insect bird.	Science Biology: Evolution & Inheritance I am learning to describe how the earth and living things have changed over time.
	Week 2-26th Feb Science Working scientifically I am learning to show my results clearly	Science Working scientifically I am learning how to show my results in different ways	Science Chemistry: Rocks I am learning to compare and group rocks based on their appearance and physical properties, giving a reason. I am learning to describe how fossils are formed. I am learning to describe how soil is made. I am learning to describe and explain the difference between sedimentary and igneous rock.	Science Chemistry: States of Matter I am learning to explore how materials change state. I am learning to measure the temperature at which materials change state. & Working Scientifically	Science Biology Habitats, Plants & Animals including humans. I am learning to describe the process of reproduction in plants	Science Biology: Evolution & Inheritance I am learning to explain about reproduction and offspring (recognising that offspring normally vary and are not identical to their parents).
	Week 3-4th Mar Geography Geographical Skills & Fieldwork I am learning to create a simple map with symbols.	Geography Locational Knowledge I am learning the names and location of the oceans and continents of the world. I am learning about the 4 countries of the UK and the surrounding seas. I am learning the capital cities of the UK.	Geography Human & Physical Geography I am learning the location of the world's volcanoes. I am learning simple geographical language to describe a physical process. I am learning how a volcano erupts.	Geography Human & Physical Geography I am learning to locate the key mountain ranges of the world. I am learning to describe the key features of a mountain range. I am learning about the topographical features of the UK. I am learning how land is used in the UK.	Geography Human & Physical Geography I am learning the different stages of the water cycle. I am learning the stages of a river. I am learning about different types of settlement.	Geography Human Geography I am learning to explain the needs of settlers influence the location of their settlement.
	Week 4 – 11th Mar Geography Human & Physical Geography I am learning about daily weather patterns.	Geography Human & Physical Geography I am learning about the Equator and North and South Poles.	Geography Human & Physical Geography I am learning how earthquakes happen. I am learning about tectonic plates.	Geography Human & Physical Geography I am learning what climate is. I am learning where different climate zones are found on Earth. I am learning how climate can change over time.	Geography Human & Physical Geography I am learning why settlements are located along rivers. I am learning how settlements are connected through trade.	Geography Human Geography I am learning about the distribution of natural resources including renewable and non-renewable energies.
	Week 5 – 18th Mar Geography Human & Physical Geography I am learning about the seasons.	Geography Human & Physical Geography I am learning about the climate and the animals that live within those climates.	Geography Human & Physical Geography I am learning how underwater earthquakes can cause tsunamis.	Geography Human & Physical Geography I am learning about the human impact on climate zones.	Geography Human & Physical Geography I am learning why economic activity is important for settlements.	Geography Human Geography I am learning about the impact of non-renewable and renewable energies on the environment.
CSi² – Science						
Week 6 – 25th Mar DT Structures I am learning to use materials to make simple joints e.g. glue, tape and thread I am learning to make simple structures using construction kits I am learning to begin to make my structures more stable e.g. by widening the base	DT Structures I am learning to build structures and explore how to make it stronger, stiffer and more stable. I am learning to assemble, join and combine materials and components using different methods e.g. glues, tapes, paper clips	DT Structures I am learning to use appropriate tools and equipment to measure, mark out, cut, shape, join and assemble materials and components safely. I am learning to build structures, using an increasing range of methods to make them stronger, stiffer and more stable.	DT Structures I am learning to join and combine materials and components in a variety of ways including temporary and permanent methods. I am learning to reinforce and strengthen a 3D framework including through triangulation, in order to make it stronger and more stable.	DT Structures I am learning to join and combine a range of materials and components using the most effective permanent and temporary method. I am learning to use an increasing range of methods to strengthen 3D structures and frames including triangulation and cross bracing, in order to improve its stability and load-bearing capacity.	DT Structures I am learning to select and use the most appropriate methods to strengthen 3D structures and frames. I am learning to select and use a wider, more complex range of materials and components, taking into account their properties	

	Year 1	Year 2	Year 3	Year 4	Year 5	Year 6
 <p>Agility and Adaptability</p>	<p>Places of the Past: Sherwood Forest</p> <p>Hook: </p>	<p>Place of the Past: Nottingham Castle</p> <p>Hook: </p>	<p>Places of the Past: Nottingham Caves</p> <p>Hook: </p>	<p>Places of the Past: Narrowmarsh</p> <p>Hook: </p>	<p>Places of the Past: Galleries of Justice</p> <p>Hook: </p>	<p>Places of the Past: St Anns</p> <p>Hook: </p>
	<p>Week 1- 15th April</p> <p>Art – Still life Drawing & Line, Colour & Painting I am learning to use lines and dots to show patterns I am learning to use the primary colours, and can begin to explore mixing them. I am learning to begin to show control over the types of marks made, I am learning to experiment with paint media using a range of tools</p>	<p>Art – Still life Printing I am learning to explore printing by pressing, rolling, stamping and rubbing a variety of materials I am learning to explore printing compositions by repeating, overlapping and rotating different prints</p>	<p>Art – Still life Printing I am learning to create a detailed collagraph print using my own printing block I am learning to explore combining prints and experiment with patterns to create a design I am learning to use different colours to layer prints</p>	<p>Art – Still life Printing I am learning to create prints using different techniques: collagraph printing, mono-printing and resist printing I am learning to use a range of colours in my printing for effect, including layering colours I am learning to create repeated patterns with precision including colours and motifs</p>	<p>Art – Still life Sculptures I am learning to combine pinching, slabbing and coiling techniques to produce a sculpture I am learning to explore different methods of joining I am learning to effectively use tools to carve, add shape, add texture and pattern I am learning to explore my understanding of different ways of finishing work</p>	<p>Art- Still life Printing I am learning to use a range of printmaking techniques including relief printing (lino cuts) I am learning to create detailed, intricate patterns</p>
	<p>Week 2- 22nd April</p> <p>History Chronological Understanding Historical Enquiry I am learning to create a simple timeline. I am learning to recognise that some objects belong in the past. I am learning to ask answer questions about new and old objects.</p>	<p>History Chronological Understanding I am learning to sequence photographs from different time periods. I am learning to create a simple timeline. I am learning to use words and phrases like before, after, past, then and now.</p>	<p>History Chronological Understanding I am learning to use a timeline within a specific period of history to set out the order that things may have happened. I am learning to use my mathematics knowledge to work out how long ago events happened. I am learning to describe events from the past using dates from when things happened.</p>	<p>History Chronological Understanding Historical Enquiry I am learning to plot events on a timeline. I am learning to explain how historic items and artefacts can be used to build up a picture of life in the past. I am learning to research what it was like for children in each period of history.</p>	<p>History Chronological Understanding History Interpretation I am learning to draw a timeline with different historical periods showing key events or lives of significant people. I am learning to compare 2 or more historical periods explaining which things have stayed the same and changed. I am learning to recognise fact or fictional recounts from the past.</p>	<p>History Chronological Understanding Historical Enquiry Historical Interpretation I am learning to place features of historical events and people from the past societies and periods in a chronological framework. I am learning to describe a key event from Britain's past using a range of evidence from different sources. I am learning to identify and explain propaganda. I am learning to identify and explain differences, similarities, and changes between different periods of history.</p>
	<p>Week 3- 29th May</p> <p>History Historical Interpretation Historical Enquiry I am learning to explain what an object from the past might have been used for. I am learning to recognise the difference between past and present in my own and others' lives.</p>	<p>History Historical Enquiry Historical Interpretation I am learning to research the life of a famous person from the past using different sources of evidence. I am learning to distinguish between fact and opinion. I am learning to recount the life of someone famous from Britain who lived in the past.</p>	<p>History Chronological Understanding History Enquiry I am learning to use an increasing range of chronological terms. I am learning to use a range of evidence to explain changes through time.</p>	<p>History Historical Interpretation I am learning to compare the ways of life of people from different historical periods. I am learning to explain how the lives of wealthy people were different from the lives of poorer people. I am learning to research 2 versions of the same event and explain how they differ.</p>	<p>History Chronological Understanding Historical Enquiry I am learning to compare 2 or more historical periods explaining things, which stayed the same and changed. I am learning to research a past event using a wide range of sources. I am learning how our locality has changed over time.</p>	<p>History Historical Interpretation I am learning to summaries how Britain may have learnt from other countries and civilisations (historically and more recently). I am learning how to summaries how Britain has had a major influence on the world.</p>
	<p>Week 4 – 6th May</p> <p>History Historical Interpretation Chronological Understanding I am learning to begin to distinguish between fact and opinion. I am learning to use words and phrases relating to time. I am learning to recount stories from the past.</p>	<p>History Historical Interpretation I am learning to find out things about the past by talking to an older person. I am learning to give examples things that were different when my grandparents were children.</p>	<p>History Historical Interpretation I am learning to apply my knowledge of a historical site.</p>	<p>History Historical Interpretation I am learning to talk about and give reasons for the actions of and events in the life of a well-known historical person. I am learning to combine information about a past event.</p>	<p>History Historical Interpretation I am learning to describe how crime and punishment has changed over time. I am learning to combine past and present information about a past event.</p>	<p>SATs Prep</p>
	<p>Week 5 – 13th May</p> <p>Science Physics: Seasonal changes I am learning to observe and describe the weather. I am learning to observe and describe weather associated with the seasons and how day length varies.</p>	<p>Science Biology: Animals and plants including humans. I am learning to explain the basic stages in a life cycle for animals, including humans. I am learning to describe what animals and humans need to survive.</p>	<p>Science Physics: Forces & Magnets I am learning to explore and describe how objects move on different surfaces. I am learning to explain how some forces require contact and some do not, giving examples.</p>	<p>Science Chemistry: States of Matter I am learning to describe the water cycle. I am learning to explain the part played by evaporation and condensation in the water cycle</p>	<p>Science Biology Animals and plants, including humans. I am learning to create a timeline to indicate stages of growth in humans. I am learning to create a timeline to indicate the stages of the human gestation period.</p>	<p>SATs Week</p>
CSi² – English						
<p>Week 6 – 20th May</p> <p>DT Mechanisms I can explore and use lever and slider mechanisms in my products</p>	<p>DT Mechanisms I can make a pulley system, and use these to meet a design brief</p>	<p>DT Mechanisms I can make a product using levers, linkages and pivot points, developing my understanding of mechanical systems</p>	<p>DT Mechanisms I can use simple electrical circuits and components to create functional products</p>	<p>DT Mechanisms I can make a product using a pneumatic system.</p>	<p>DT Mechanisms I can use complex electrical circuits and components to create functional products, and program computers to control their products</p>	

