
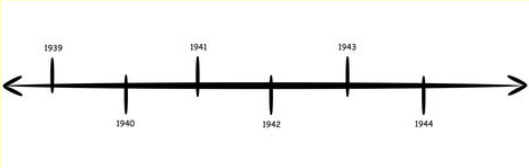




History Unit Plan Year 2 Autumn 1 Timeline Challenge

Year 1 Aut 1	Concept	Subject Skill (Learning Objective)	Subject Knowledge	Pedagogical Content (how you will teach)
Week 1	Chronological understanding of events, people and changes in time.	LO: I am learning to place events on a timeline that I created.	<p>I know how to read a timeline.</p> <p>I know the kinds of things we can place on a timeline.</p> <p>I know events of China from the past 10 years.</p>	<p>Lesson 1 What can I use a timeline for?</p>  <p>Where is this place? What do we know about China? Show children the word 'chronological'. What does this mean? How might we show events in chronological order? What tool could we use? Show the children a timeline (see right)</p>  <p>What does this timeline have on it that can help us to put events in order? Explain to the children that timelines are to show the movement of time. Show the children the following video: https://www.youtube.com/watch?v=Hco6wtzitzs</p> <p>Show the children the timeline from Lesson 1 Year 2 and the following dates (No events yet)</p> <p>Model to children putting the correct dates in order on the timeline. This is then their task for the their books.</p> <p>Lesson 2 What does 10 years look like on a timeline?</p>  <p>Show children the following picture. When do we think these devices are from? How do you know? If we could guess a year, what year do you think these phones were around? Explain to children that even though 10 years might look quite small on a timeline (you can use the classroom timeline to help you demonstrate this), it is actually quite a long time.</p> <p>Show children the following events/dates and they will have to put these in order with their partner (no bookwork today).</p> <p>Lesson 3 How do we make sure that events are in order?</p>  <p>2018 China suffers from a blizzard.</p> <p>Show children the picture to the left that reminds them of what they were doing on the previous day. What can you remember from sequencing the photos from the previous day? Was this towards the end of the timeline or at the beginning.</p> <p>Show children the same pictures from the previous day but explain that they will be putting them in order on a timeline today.</p> <p>Children to complete their timeline.</p>

