

COUNTDOWN

CAN YOU MAKE THE NUMBER IN TIME?

CAN YOU CHALLENGE YOUR FAMILY?

WHO WILL WIN?

MATERIALS

- 4 'large' number cards with the numbers 25, 50, 75 and 100 on them.
- Make sure these cards are a different colour to the smaller numbers
- A set of cards with the digits 1-10 on them, with at least two cards for each number.

STEP ONE

- Set out 4 large number cards (25,50,75 and 100) face down and mix them up!

25

50

75

100


STEP TWO

- Do the same with the 1-10 number cards, making sure you have at least 2 cards for each number.




STEP THREE

- Take it in turns to select one of the big number cards or one of the small number cards, until there are 6 cards laid out all together.



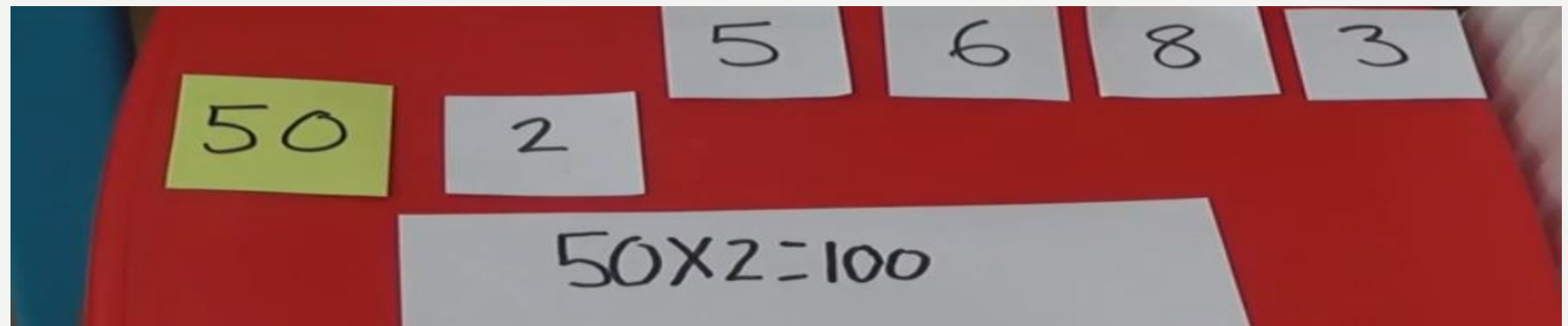
STEP FOUR

- Then take it in turns to generate a 3 digit number. (If you're ks1 (year 1 or 2) create a 2 digit number) It might be a good idea to keep the 1-10 cards turned over and pick those at random.
- If you want to challenge yourself, keep the number 10 in and create a 4 or even 5 digit number!



STEP FIVE

- Once you have your 3 digit number (or 4 or 5 if you're feeling a challenge!), use the six cards to get to or as close as possible to that number.
- You can use all four of the operations.



COUNTDOWN CLOCK

